

# MODULATION & DIGITAL

Method #1 - One coax from distribution to TV location

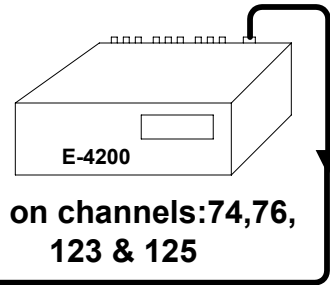
Modulated channels to go thru the " HS-2 " splitter, to the " F " connector IN , on the TV

## INCOMING CABLE SIGNAL

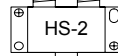
3102-118 \*  
Removes 118 & Above (4 ch slope)

3205/71-78  
Removes 71 to 78 (2 ch slope)

4 Input modulator




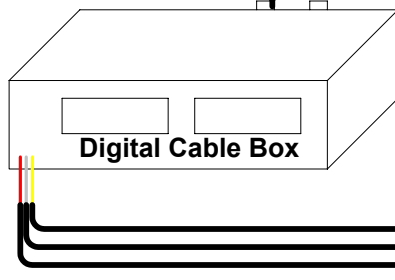
Set on channels: 74, 76, 123 & 125



\* not recommended for use if there are "HD" Digital boxes in use

HEAD-END LOCATION

TV / DIGITAL BOX LOCATION



RCA's (Composite) OUT & IN

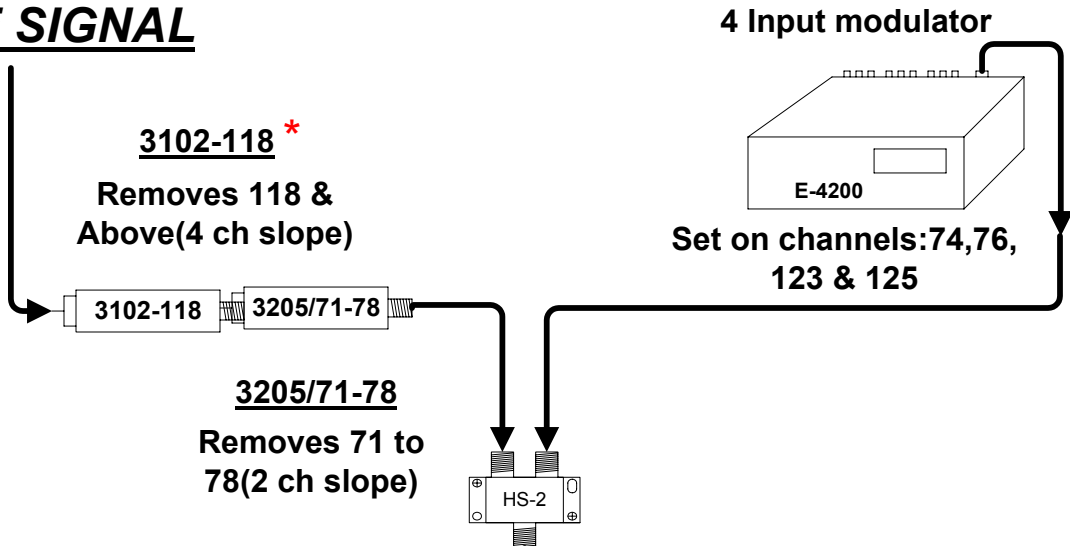
Go from channel 00 or Video 1 (where the box is) to channels 74, 76, 123 & 125 on TV TUNER (not Box)

# MODULATION & DIGITAL

Method #2 - One coax from distribution to TV location

Modulated channels to go thru the " 3101 Cable Box Combiner Kit " To the TV Tuner

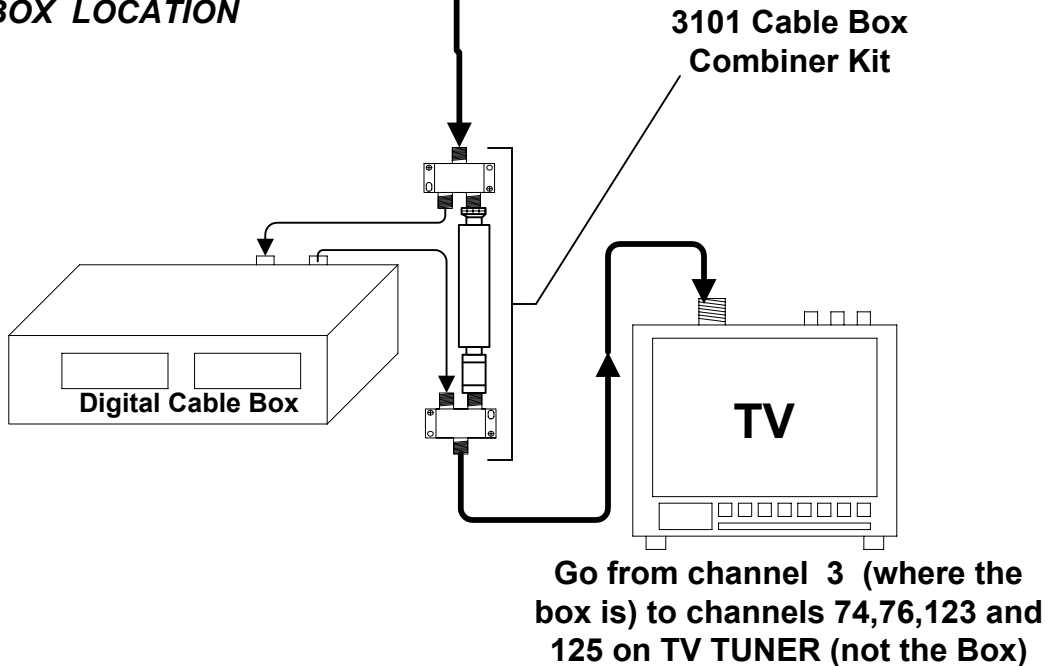
## INCOMING CABLE SIGNAL



\* not recommended for use if there are "HD" Digital boxes in use

HEAD-END LOCATION

TV / DIGITAL BOX LOCATION



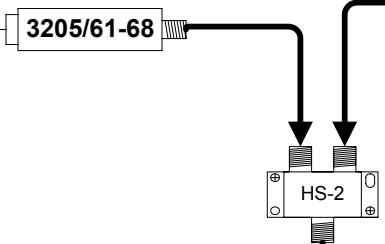
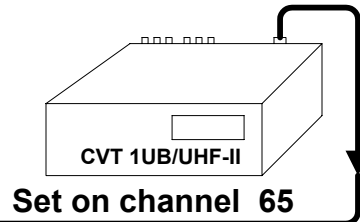
# MODULATION & DIGITAL

Method #3 - One coax from distribution to TV location

Modulated channels to go thru the "Analog" portion of the Digital box

## INCOMING CABLE SIGNAL

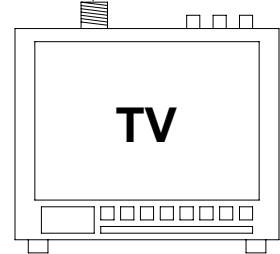

**3205/61-68**  
Removes 61 to 68  
/ 2 channel slope



**HEAD-END LOCATION**

**TV / DIGITAL BOX LOCATION**

The Modulated channels  
may show on the digital  
box if, the box already  
shows those existing  
channels

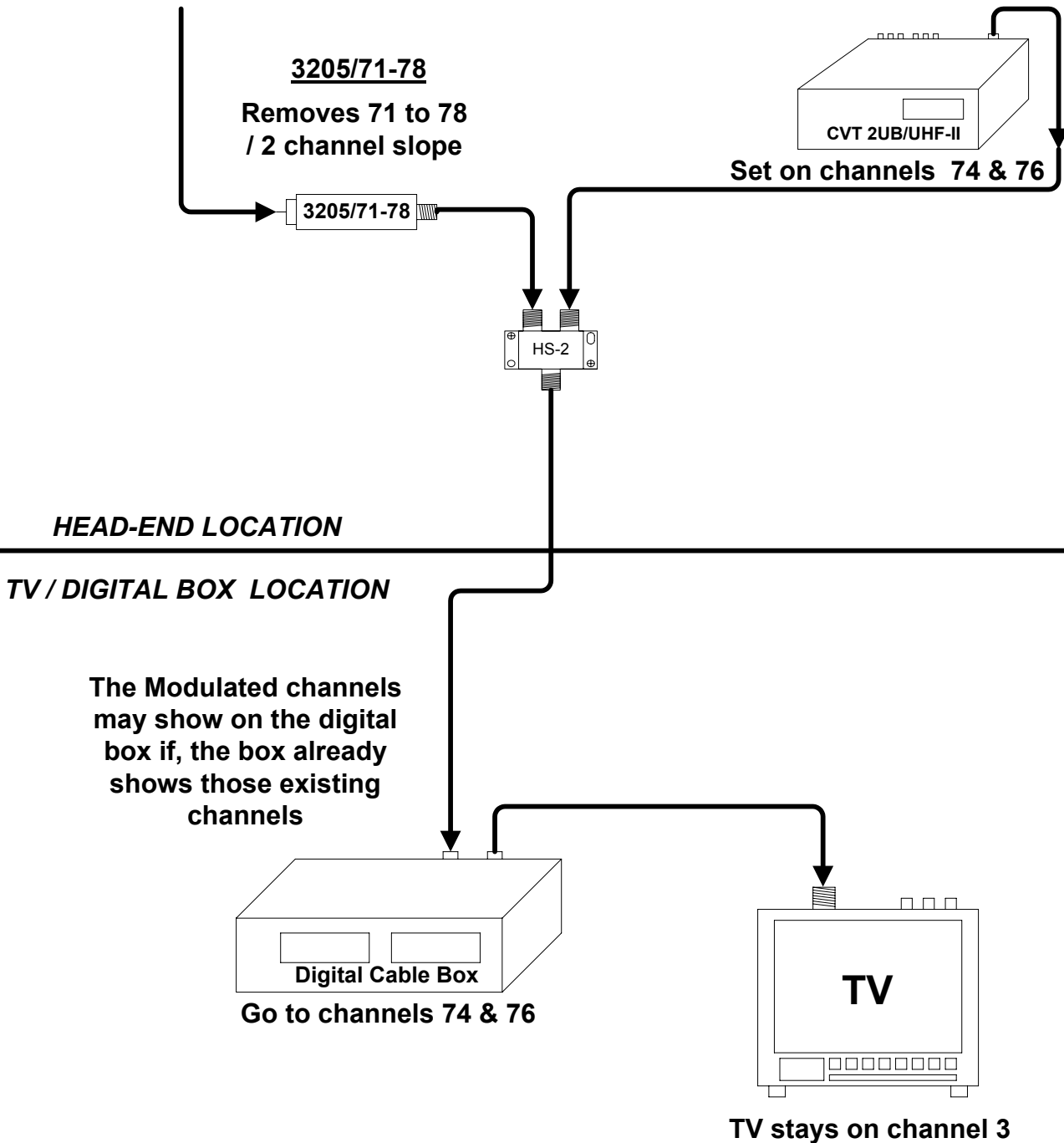


TV stays on channel 3

# MODULATION & DIGITAL

Method #4 - One coax from distribution to TV location  
Modulated channels to go on the " Analog " portion of the Digital box

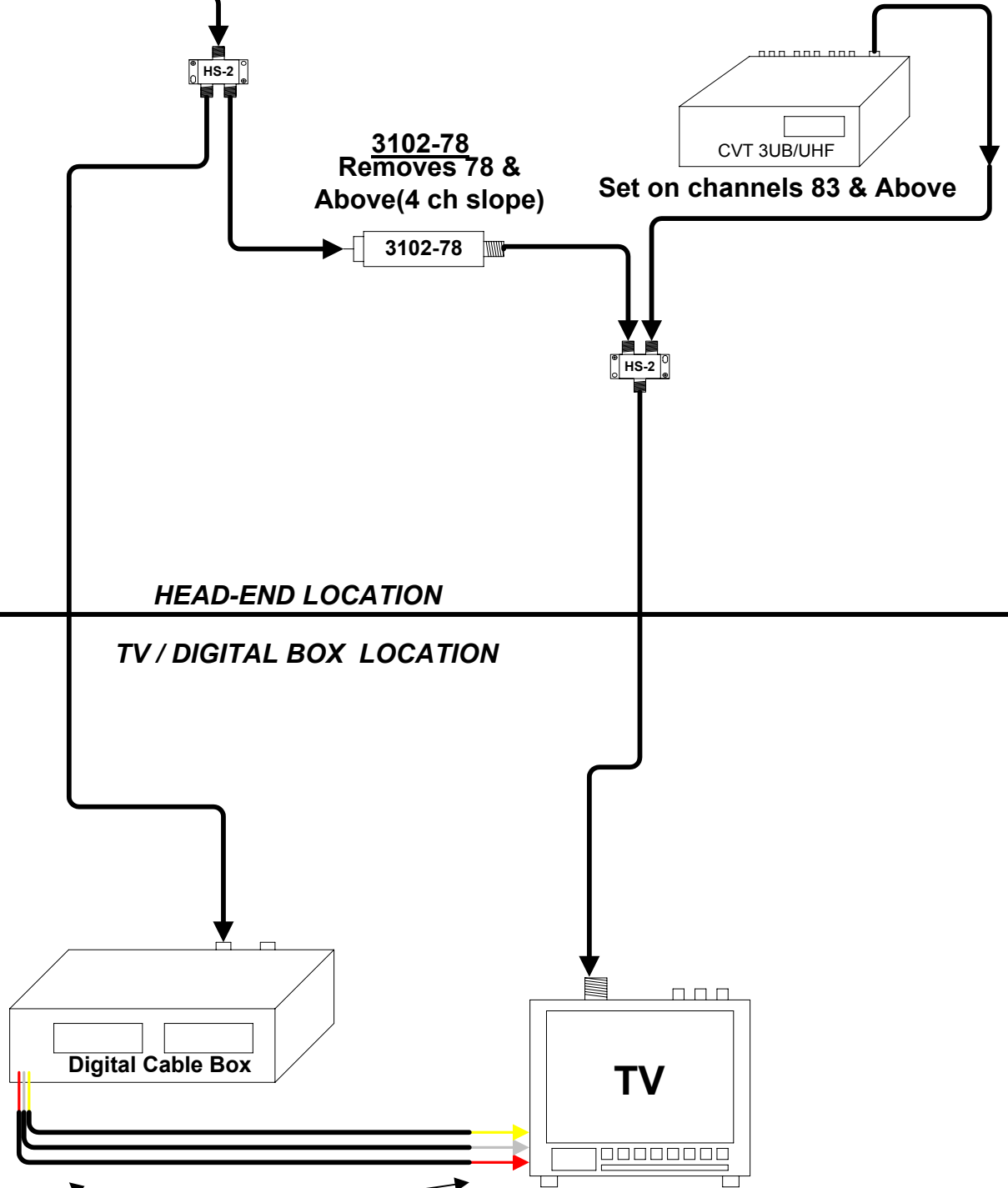
## INCOMING CABLE SIGNAL



# MODULATION & DIGITAL

Method #5 - 2 - Line System / Two coax from distribution to TV location

INCOMING  
CABLE SIGNAL



HEAD-END LOCATION

TV / DIGITAL BOX LOCATION

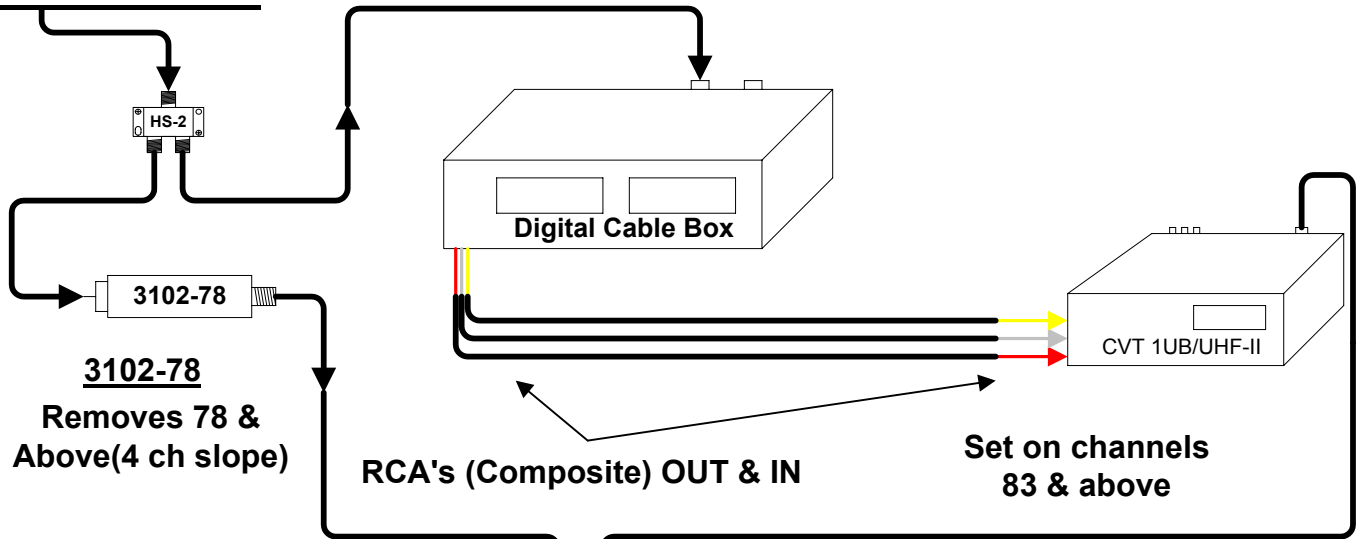
RCA's (Composite) OUT & IN

Go from channel 00 or Video 1  
(where the box is) to channels 83 &  
above on TV TUNER (not Box)


# MODULATION & DIGITAL

Method #6 - Modulating the Box / One coax from distribution to TV location

**INCOMING  
CABLE SIGNAL**



**HEAD-END LOCATION  
TV LOCATION**



**83 & Above = MOD or "Box"  
83 & Below = Regular CATV**